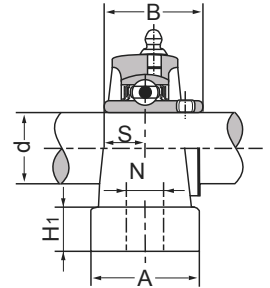
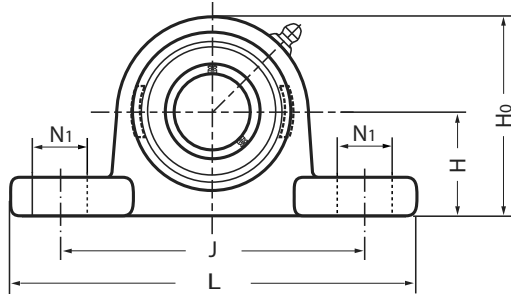



Pillow Blocks

Stainless Steel - SSUCP Series



Also available with eccentric locking collar bearing

Unit No.	Shaft Dia. (inch / mm)	Dimensions (inch / mm)										Bolt Size	Bearing No.	Housing No.	Mass	
		d	H	L	J	A	N	N1	H1	H0	B				S	kg
SSUCP 201 201-8 202 202-10 203 204-12 204	12 mm 1/2 15 mm 5/8 17 mm 3/4 20 mm	1-5/16 33.3	5 127	3-3/4 95.3	1-1/2 38	1/2 13	5/8 16	9/16 14	2-7/16 62	1.2205 31.0	0.500 12.7	3/8 M10	SUC 201 201-8 202 202-10 203 204-12 204	SP 204	0.6	1.3
SSUCP 205-14 205-15 205 205-16	7/8 15/16 25 mm 1	1-7/16 36.5	5 1/2 140	4-1/8 104.8	1-1/2 38	1/2 13	5/8 16	19/32 15	2-25/32 71	1.3425 34.1	0.563 14.3	3/8 M10	SUC 205-14 205-15 205 205-16	SP 205	0.7	1.6
SSUCP 206-18 206 206-19 206-20	1-1/8 30 mm 1-3/16 1-1/4	1-11/16 42.9	6-1/2 165	4-3/4 120.7	1-7/8 48	21/32 17	25/32 20	21/32 17	3-9/32 83	1.5000 38.1	0.626 15.9	1/2 M14	SUC 206-18 206 206-19 206-20	SP 206	1.2	2.5
SSUCP 207-20 207-21 207-22 207 207-23	1-1/4 1-5/16 1-3/8 35 mm 1-7/16	1-7/8 47.6	6-9/16 167	5 127	1-7/8 48	21/32 17	25/32 20	23/32 18	3-21/32 93	1.6890 42.9	0.689 17.5	1/2 M14	SUC 207-20 207-21 207-22 207 207-23	SP 207	1.6	3.5
SSUCP 208-24 208-25 208	1-1/2 1-9/16 40 mm	1-15/16 49.2	7-1/4 184	5-13/32 137.3	2-1/8 54	21/32 17	25/32 20	23/32 18	3-21/32 98	1.9370 49.2	0.748 19.0	1/2 M14	SUC 208-24 208-25 208	SP 208	1.9	4.2
SSUCP 209-26 209-27 209-28 209	1-5/8 1-11/16 1-3/4 45 mm	2-1/8 54.0	7-15/32 190	5-3/4 146.1	2-1/8 54	21/32 17	25/32 20	25/32 20	4-3/16 106	1.9370 49.2	0.748 19.0	1/2 M14	SUC 209-26 209-27 209-28 209	SP 209	2.2	4.9
SSUCP 210-30 210-31 210 210-32	1-7/8 1-15/16 50 mm 2	2-1/4 57.2	8-1/8 206	6-1/4 158.8	2-3/8 60	25/32 20	29/32 23	13/16 21	4-1/2 114	2.0315 51.6	0.748 19.0	5/8 M16	SUC 210-30 210-31 210 210-32	SP 210	2.6	5.7
SSUCP 211-32 211-34 211 211-35	2 2-1/8 55 mm 2-3/16	2-1/2 63.5	8-5/8 219	6-23/32 170.7	2-3/8 60	25/32 20	29/32 23	29/32 23	4-31/32 126	2.1890 55.6	0.874 22.2	5/8 M16	SUC 211-32 211-34 211 211-35	SP 211	3.3	7.3
SSUCP 212-36 212 212-38 212-39	2-1/4 60 mm 2-3/8 2-7/16	2-3/4 69.8	9-1/2 241	7-1/4 184.2	2-3/4 70	25/32 20	29/32 23	31/32 25	5-7/16 138	2.5630 65.1	1.000 25.1	5/8 M16	SUC 212-36 212 212-38 212-39	SP 212	4.6	10.0

Other sizes could be available upon request. Minimum quantity may apply.
Please refer to page 52 for setscrew maximum torque informations.