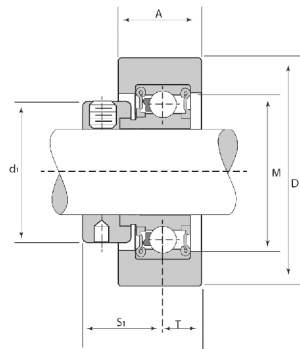
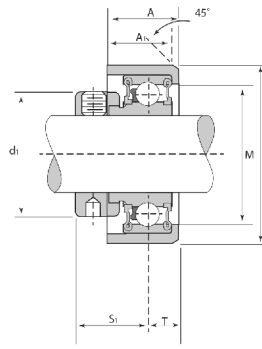


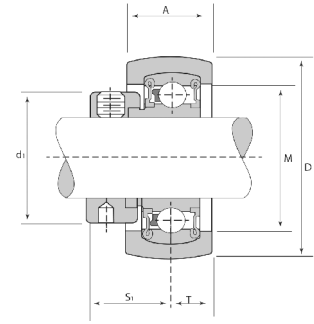
# Hvac Bearings



RCSM



RCR / LRCR



RABR

## RCR & LRCR

Locking Collar Unit No.	Bore	inch / mm	inch / mm	inch / mm	inch / mm	inch / mm	inch / mm	inch / mm	Bearing No.	Rubber Insert No.	Rating lbs N Dynamic Cr	Weight lbs / Kg
	inch / mm											
RCSM 17 1/2 5/8	<b>17</b> 1/2 5/8	2-17/32 <b>64.3</b>	<b>1</b> 25.4	-	1-3/8 <b>34.9</b>	1-1/8 <b>28.5</b>	7/8 <b>22.2</b>	1/2 <b>12.7</b>	CSA 203 201-8 202-10	RC-3	<b>200</b> 880	<b>0.87</b> 0.395
RCSM 20 3/4	<b>20</b> 3/4	2-17/32 <b>64.3</b>	<b>1</b> 25.4	-	1-8/16 <b>39.7</b>	1-5/16 <b>33.3</b>	59/64 <b>23.4</b>	1/2 <b>12.7</b>	CSA 204 204-12	RC-4	<b>250</b> 1120	<b>1.04</b> 0.472
RCSM 25 15/16 1	<b>25</b> 15/16 1	2-17/32 <b>64.3</b>	<b>1</b> 25.4	-	1-25/32 <b>42.2</b>	1-1/2 <b>38.1</b>	59/64 <b>23.4</b>	1/2 <b>12.7</b>	CSA 205 205-15 205-16	RC-5	<b>300</b> 1340	<b>1.16</b> 0.527
LRCSM 1-3/16	1-3/16	2-17/32 <b>64.3</b>	<b>1</b> 25.4	-	1-7/8 <b>47.6</b>	1-21/32 <b>42.1</b>	25/32 <b>19.8</b>	1/2 <b>12.7</b>	CSA 206-19	RC-6	<b>300</b> 1340	<b>1.38</b> 0.627
<b>RCR Series</b>												
LRCR 3/4	3/4	1-13/16 <b>46</b>	23/32 <b>18.3</b>	5/8 <b>15.9</b>	1-3/8 <b>34.9</b>	1-3/16 <b>30.2</b>	47/64 <b>18.7</b>	25/64 <b>9.9</b>	CSA 104-12	LRCR-12	<b>200</b> 880	<b>0.6</b> 0.272
RCR 25 1	<b>25</b> 1	2-1/4 <b>57.2</b>	25/32 <b>19.8</b>	11/16 <b>17.5</b>	1-3/4 <b>44.4</b>	1-1/2 <b>38.1</b>	59/64 <b>23.4</b>	25/64 <b>9.9</b>	CSA 205 205-16	RCR-16	<b>300</b> 1340	<b>0.9</b> 0.41

## RABR

Locking Collar Unit No.	Bore	inch / mm	inch / mm	inch / mm	inch / mm	inch / mm	inch / mm	inch / mm	Bearing No.	Rubber Insert No.	Rating lbs N Dynamic Cr	Weight lbs / Kg
	inch / mm											
RABR 17 1/2 5/8	<b>17</b> 1/2 5/8	1.865 <b>47.37</b>	1-1/8 <b>28.6</b>	11/16 <b>17.5</b>	1-3/8 <b>34.9</b>	1-1/8 <b>28.6</b>	7/8 <b>22.2</b>	11/32 <b>8.7</b>	SA 203 201-8 202-10	R-4	<b>200</b> 880	<b>0.87</b> 0.395
RABR 20 3/4	<b>20</b> 3/4	2.062 <b>53.37</b>	1-7/32 <b>31</b>	11/16 <b>17.5</b>	1-5/8 <b>41.3</b>	1-5/16 <b>33.3</b>	59/64 <b>23.4</b>	59/64 <b>8.7</b>	SA 204 204-12	R-5	<b>250</b> 1120	<b>1.04</b> 0.472
RABR 25 15/16 1	<b>25</b> 15/16 1	2.456 <b>62.38</b>	1-7/32 <b>31</b>	13/16 <b>20.6</b>	1-27/32 <b>46.8</b>	1-1/2 <b>38.1</b>	59/64 <b>23.4</b>	13/32 <b>10.3</b>	SA 205 205-15 205-16	R-6	<b>300</b> 1340	<b>1.16</b> 0.527
RABR 30 1-3/16	<b>30</b> 1-3/16	2-27/32 <b>72.38</b>	1-13/32 <b>35.7</b>	7/8 <b>22</b>	2-7/16 <b>62</b>	1-3/4 <b>44.4</b>	1-1/8 <b>28.6</b>	13/32 <b>10.3</b>	SA 206 206-19	R-7	<b>300</b> 1340	<b>1.38</b> 0.627