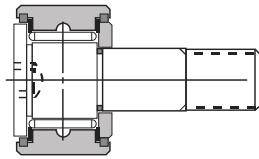




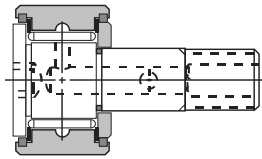
Needle Bearings

CAM Followers

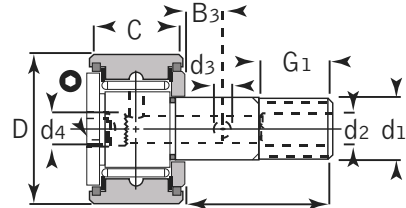
● Hexagonal wrench mounting



CRSB 8 to 10-1



CRSB 24 to 44



CRSB 12 to 22
CRSB 48 to 64

CRSB Dim.

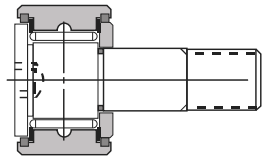
Bearing Designation	Outside Diameter	Dimensions (inch) d1	D	C	B2	B3	G1	d4	d2	d3	G UNF
CRSB 8 CRSB 8-1	1/2	0.19	0.5	0.344 0.375	0.5 0.625	None	0.25	None	None	None	10 - 32
CRSB 10 CRSB 10-1	5/8	0.25	0.625	0.406 0.438	0.625 0.75	None	0.312	None	None	None	1/4 - 28
CRSB 12	3/4	0.375	0.75	0.5	0.875	0.25	0.375	0.188	0.188	0.094	3/8 - 24
CRSB 14	7/8	0.375	0.875	0.5	0.875	0.25	0.375	0.188	0.188	0.094	3/8 - 24
CRSB 16	1	0.4375	1	0.625	1	0.25	0.5	0.25	0.188	0.125	7/16 - 20
CRSB 18	1-1/8	0.4375	1.125	0.625	1	0.25	0.5	0.25	0.188	0.125	7/16 - 20
CRSB 20	1-1/4	0.5	1.25	0.75	1.25	0.312	0.625	0.25	0.188	0.125	1/2 - 20
CRSB 22	1-3/8	0.5	1.375	0.75	1.25	0.312	0.625	0.25	0.188	0.125	1/2 - 20
CRSB 24	1-1/2	0.625	1.5	0.875	1.5	0.375	0.75	None	0.188	0.094	5/8 - 18
CRSB 26	1-5/8	0.625	1.625	0.875	1.5	0.375	0.75	None	0.188	0.094	5/8 - 18
CRSB 28	1-3/4	0.75	1.75	1	1.75	0.438	0.875	None	0.188	0.094	3/4 - 16
CRSB 30	1-7/8	0.75	1.875	1	1.75	0.438	0.875	None	0.188	0.094	3/4 - 16
CRSB 32	2	0.875	2	1.25	2	0.5	1	None	0.188	0.125	7/8 - 14
CRSB 36	2-1/4	0.875	2.25	1.25	2	0.5	1	None	0.188	0.125	7/8 - 14
CRSB 40	2-1/2	1	2.5	1.5	2.5	0.562	1.125	None	0.188	0.125	1 - 14
CRSB 44	2-3/4	1	2.75	1.5	2.5	0.562	1.125	None	0.188	0.125	1 - 14
CRSB 48	3	1.25	3	1.75	2.5	0.625	1.25	0.25	0.25	0.125	1-1/4 - 12
CRSB 52	3-1/4	1.25	3.25	1.75	2.5	0.625	1.25	0.25	0.25	0.125	1-1/4 - 12
CRSB 56	3-1/2	1.375	3.5	2	2.75	0.688	1.375	0.25	0.25	0.125	1-3/8 - 12
CRSB 64	4	1.5	4	2.25	3.5	0.75	1.5	0.25	0.25	0.125	1-1/2 - 12

Needle Bearings

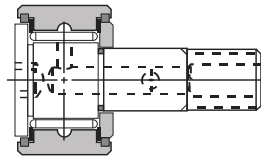
CAM Followers



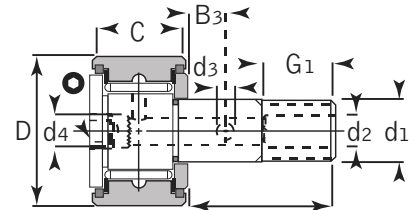
● Hexagonal wrench mounting



CRSB 8 to 10-1



CRSB 24 to 44



CRSB 12 to 22
CRSB 48 to 64

CRSB Mounting

Bearing Designation	Outside Diameter	Load Rating		Mounting Dimensions			Mounting Overhang Space		* Clamping Torque max. lbf / inch	Mass. Approx. Lbs
		Dynamic C lbf	Static C ₀	Limiting Speed Grease rpm	Bore Dia. for Stud db	ra max.	Ka min.	da min.		
CRSB 8	1/2	999	1 110	7 000	0.19	0.01	0.41	0.297	8	0.02
CRSB 8-1		1 120	1 280	7 000	0.19	0.01	0.44	0.297	8	0.023
CRSB 10	5/8	1 360	1 770	5 500	0.25	0.015	0.5	0.359	20	0.41
CRSB 10-1		1 480	1 970	5 500	0.25	0.015	0.5	0.359	20	0.045
CRSB 12	3/4	2 330	3 410	3 900	0.375	0.015	0.56	0.5	55	0.076
CRSB 14	7/8	2 330	3 410	3 900	0.375	0.015	0.56	0.5	5	0.097
CRSB 16	1	2 980	5 010	3 000	0.4375	0.03	0.69	0.641	150	0.161
CRSB 18	1-1/8	2 980	5 010	3 000	0.4375	0.03	0.69	0.641	150	0.197
CRSB 20	1-1/4	4 840	7 460	2 600	0.5	0.03	0.81	0.766	205	0.301
CRSB 22	1-3/8	4 840	7 460	2 600	0.5	0.03	0.81	0.766	205	0.354
CRSB 24	1-1/2	6 380	9 160	2 300	0.625	0.03	0.94	0.891	390	0.528
CRSB 26	1-5/8	6 380	9 160	2 300	0.625	0.03	0.94	0.891	390	0.605
CRSB 28	1-3/4	8 040	12 800	1 900	0.75	0.04	1.06	1.047	750	0.848
CRSB 30	1-7/8	8 040	12 800	1 900	0.75	0.04	1.06	1.047	750	0.947
CRSB 32	2	9 770	17 100	1 700	0.875	0.05	1.33	1.203	900	1.37
CRSB 36	2-1/4	9 780	17 100	1 700	0.875	0.05	1.33	1.203	900	1.67
CRSB 40	2-1/2	13 200	26 600	1 400	1	0.09	1.58	1.313	1350	2.5
CRSB 44	2-3/4	13 200	26 600	1 400	1	0.09	1.58	1.313	1350	2.93
CRSB 48	3	16 800	40 200	990	1.25	0.09	1.83	1.75	2050	4.2
CRSB 52	3-1/4	16 800	40 200	990	1.25	0.09	1.83	1.75	2050	4.81
CRSB 56	3-1/2	24 900	51 000	950	1.375	0.09	2.08	1.922	2500	6.42
CRSB 64	4	31 100	72 200	780	1.5	0.09	2.33	2.281	3000	9.46

* Torque is based on lubricated threads. If threads are dry, the torque value listed above may be doubled.