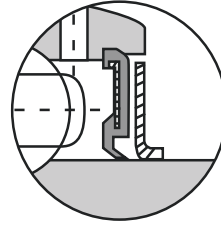
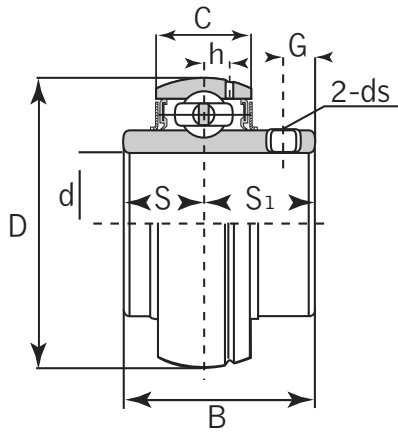


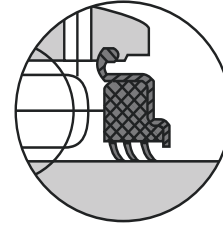


Bearing Insert

Set Screw Series - Normal Duty



Dual Seal

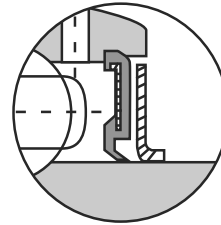
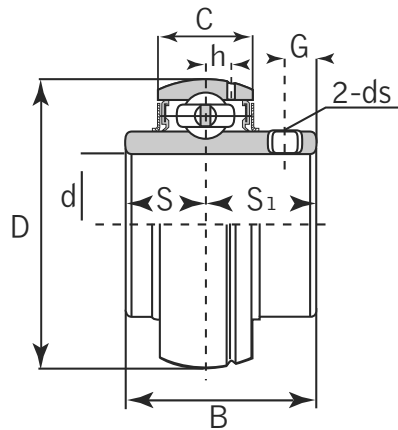


Triple Seal optional

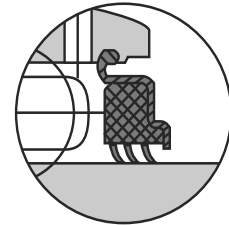
UC

Unit No.	Shaft Dia. (inch / mm)	Dimensions (inch / mm)								Basic Load Rating lbf / N		Weight		
		d	D	B	C	S	S1	G	h	ds	Dynamic	Static	kg	lbs
UC 201	12 mm												0.21	0.46
201-8	1/2												0.20	0.44
202	15 mm												0.19	0.42
202-9	9/16												0.19	0.42
202-10	5/8	1.8504	1.2205	0.6693	0.500	0.720	0.1850	0.1378	1/4-28UNF	2878	1495		0.19	0.42
203	17 mm	47	31	17	12.7	18.3	4.7	3.5	M6 x 1	12800	6650		0.18	0.40
203-11	11/16												0.18	0.40
204	20 mm												0.16	0.35
204-12	3/4												0.17	0.37
UC 205	25 mm												0.22	0.48
205-14	7/8	2.0472	1.3425	0.6693	0.5630	0.780	0.1969	0.1653	1/4-28UNF	3152	1771		0.20	0.44
205-15	15/16	52	34.1	17	14.3	19.8	5	4.2	M6 x 1	14020	7880		0.19	0.42
205-16	1												0.19	0.42
UC 206	30 mm												0.34	0.75
206-17	1-1/16	2.4409	1.500	0.7480	0.6260	0.8740	0.1969	0.1969	1/4-28 UNF	4375	2542		0.31	0.68
206-18	1-1/8	62	38.1	19	15.9	22.2	5	5	M6 X 1	19460	11310		0.32	0.70
206-19	1-3/16												0.31	0.68
206-20	1-1/4													
UC 207	35 mm												0.52	1.14
207-20	1-1/4	2.8346	1.6890	0.7874	0.6890	1.000	0.2360	0.2244	5/16-24 UNF	5771	3439		0.50	1.10
207-21	1-5/16	72	42.9	20	17.5	25.4	6	5.7	M8 X 1	25670	15300		0.48	1.06
207-22	1-3/8												0.46	1.01
207-23	1-7/16												0.46	1.01
UC 208	40 mm												0.68	1.50
208-24	1-1/2	3.1496	1.9370	0.8268	0.748	1.189	0.315	0.2480	5/16-24 UNF	6550	4000		0.64	1.41
208-25	1-9/16	80	49.2	21	19	30.2	8	6.3	M8 X 1	29100	17800		0.63	1.39
UC 209	45 mm												0.78	1.72
209-26	1-5/8	3.3465	1.9370	0.8660	0.7480	1.1890	0.3150	0.2480	5/16-24UNF	7119	4649		0.74	1.63
209-27	1-11/16	85	49.2	22	19.0	30.2	8	6.3	M8 X 1	31670	20680		0.70	1.54
209-28	1-3/4												0.70	1.54

Bearing Insert Set Screw Series - Normal Duty



Dual Seal



Triple Seal optional

UC

Unit No.	Shaft Dia. (inch / mm)	Dimensions (inch / mm)								Basic Load Rating lbf / N		Weight	
	d	D	B	C	S	S1	G	h	ds	Dynamic	Static	kg	lbs
UC 210	50 mm												
210-30	1-7/8	3.5433	2.0315	0.9449	0.7480	1.2835	0.3937	0.2598	3/8-24UNF	7884	5211	0.80	1.76
210-31	1-15/16	90	51.6	24	19.0	32.6	10	6.6	M10x1.25	35070	23180	0.87	1.91
210-32	2											0.82	1.80
												0.78	1.72
UC 211	55 mm												
211-32	2	3.9370	2.1890	0.9843	0.874	1.3150	0.3937	0.2755	3/8-24UNF	9752	6569	1.11	2.44
211-34	2-1/8	100	55.6	25	22.2	33.4	10	7	M10x1.25	43380	29220	1.26	2.77
211-35	2-3/16											1.15	2.53
												1.09	2.40
UC 212	60 mm												
212-36	2-1/4	4.3307	2.5630	1.0630	1.000	1.5630	0.394	0.2292	3/8-24UNF	10736	7403	1.54	3.39
212-38	2-3/8	110	65.1	27	25.4	39.7	10	7.6	M10x1.25	47760	32930	1.67	3.67
212-39	2-7/16											1.52	3.34
												1.45	3.19
UC 213	65 mm												
213-40	2-1/2	4.7244	2.5630	1.1024	1.000	1.5630	0.394	0.3503	3/8-24UNF	12861	8992	1.85	4.07
		120	65.1	28	25.4	39.7	10	8.9	M10x1.25	57210	40000	1.94	4.27
UC 214	70 mm												
214-43	2-11/16	4.9213	2.9370	1.1811	1.189	1.7480	0.472	0.3503	7/16-20UNF	13675	10123	2.05	4.51
214-44	2-3/4	125	74.6	30	30.2	44.5	12	8.9	M12x1-1/2	60830	45030	2.16	4.75
												2.06	4.53
UC 215	75 mm												
215-47	2-15/16	5.1181	3.0630	1.2598	1.311	1.7480	0.472	0.3503	7/16-20UNF	14862	11128	2.21	4.86
215-48	3	130	77.8	32	33.3	44.5	12	8.9	M12x1-1/2	66110	49500	2.24	4.93
												2.12	4.66
UC 216	80 mm												
216-50	3-1/8	5.1181	3.2520	1.2992	1.311	1.9410	0.5512	0.3779	7/16-20UNF	16298	11914	2.80	6.16
		140	82.6	33	33.3	49.3	14	9.6	M12x1-1/2	72500	53000	2.85	6.27
UC 217	85 mm												
217-52	3-1/4	5.9055	3.3740	1.3780	1.3425	2.0315	0.5512	0.3779	7/16-20UNF	18771	14387	3.46	7.61
217-55	3-7/16	150	85.7	35	34.1	51.6	14	10	M12x1-1/2	83500	64000	3.68	8.10
												3.25	7.15
UC 218	90 mm												
218-56	3-1/2	6.2992	3.7795	1.4567	1.5630	2.2165	0.5903	0.4330	1/2-20UNF	21581	16073	4.36	9.59
		160	96	37	39.7	56.3	15	11	M12x1-1/2	96000	71500	4.47	9.83